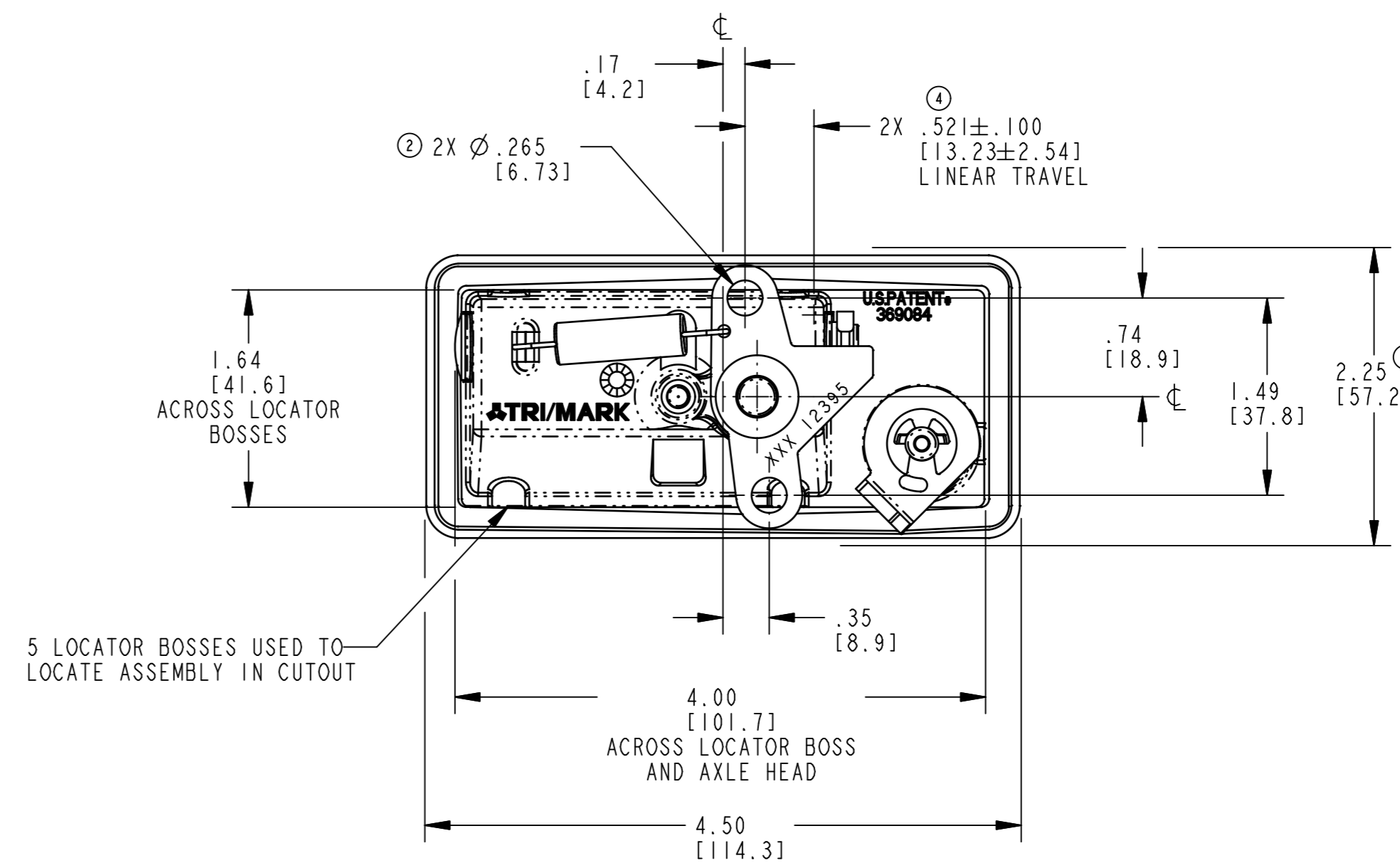
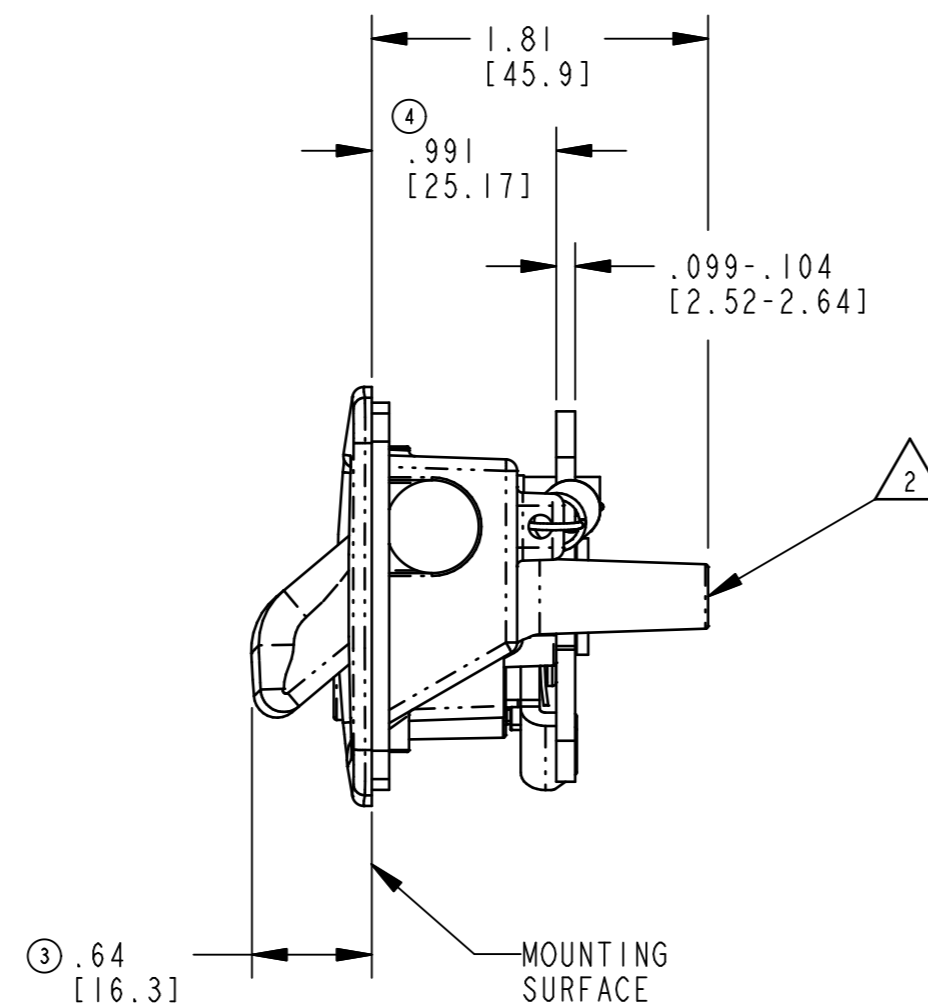
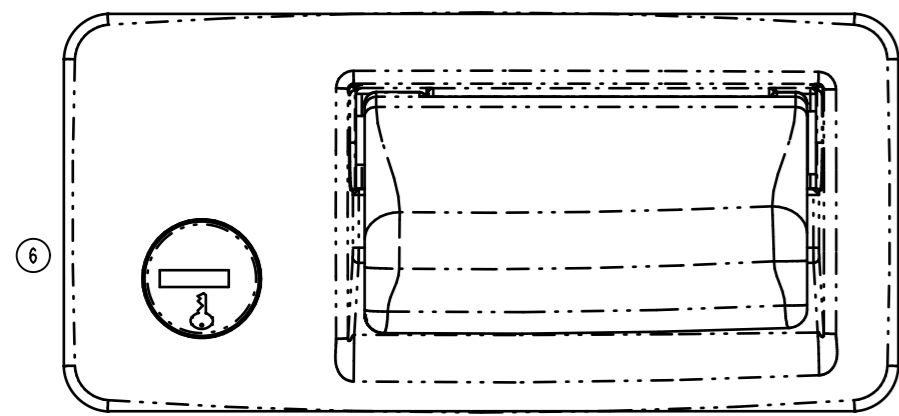
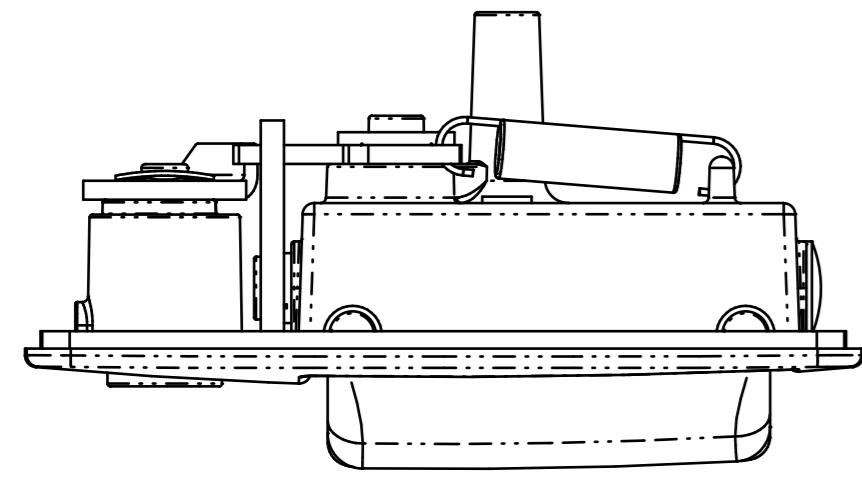
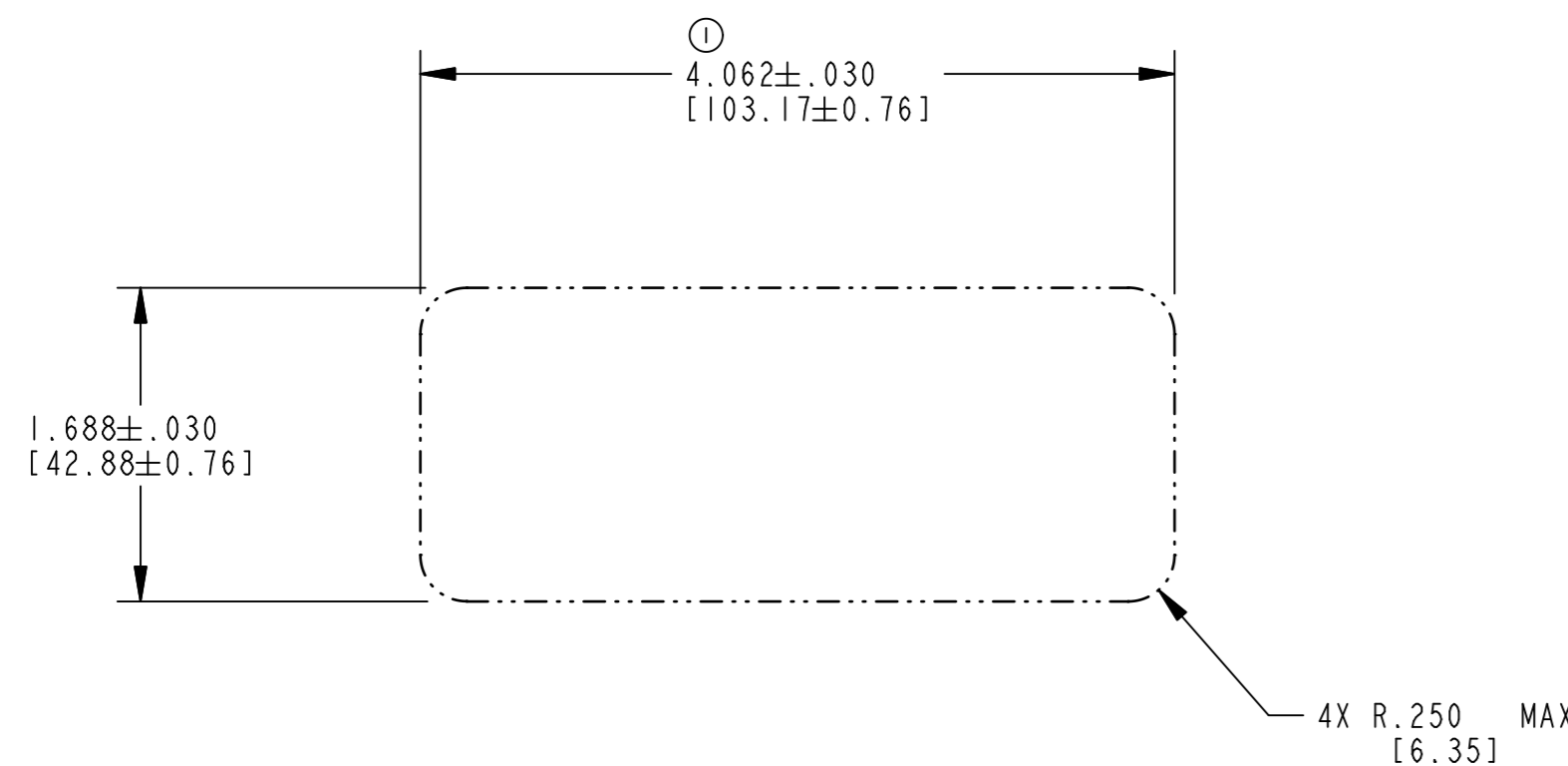


REV.	ECN	BY	CHKD	REVISION
1	8613	DFT 3/30/95	CHS 3/31/95	4.062±.030 WAS 4.031±.030, ADDED NOTE 4
2	8631	BJB 4/17/95	CHS 4/17/95	ADDED 2X Ø.265
3	8703	DFT 6/15/95	CHS 6/15/95	UPDATED DISPLAY OF HOUSING, ADDED .64 DIM
4	9159	KTT 2/8/96	DGI 2/13/96	UPDATED DISPLAY OF SPRING (12902-01); REVISED NOTES 1 AND 2 AND PART NAME; ADDED NOTE 5 AND 2.25 DIM; DELETED FINISH TABLE; .991 WAS 1.038; "LINEAR TRAVEL" WAS "LINEAR TRAVEL TO OPEN POSITION"
5	9586	KTT 8/29/96	JMK 8/29/96	DELETED FINISH & NOTE 4
6	9701	CHL 11/19/96	JMK 11/20/96	UPDATED DISPLAY OF LOCKCYLINDER
7	9743	ESS 12/20/96	KTT 12/20/96	REVISED PART NAME; DELETED NOTE 4; ADDED PATENT #



5 LOCATOR BOSSES USED TO LOCATE ASSEMBLY IN CUTOUT



RECOMMENDED CUTOUT DETAIL

- NOTES: UNLESS OTHERWISE SPECIFIED;
- ①. DESIGNED TO USE TRI/MARK PART NO. 80801-00 ROD CLIPS.
 - ②③ USES 10-24 UNC X .500 MACHINE SCREW.
 - 3. ASSEMBLY SHOWN AND SHIPPED IN UNLOCKED POSITION.

PRODUCT SUPPORT DRAWING
Individual part dimensions are for reference only. Refer to individual part drawings for complete dimensions and specifications.

SPEC		DESCRIPTION		ITEM	PART NO.	DESCRIPTION	QTY.
DRAWN BY	CRZ	3/31/94	MATERIAL				
CHECKED BY	KPE	3/31/94	HEAT TREAT				
DESIGN ENG.	MBB	4/1/94	FINISH				
MFG. ENG.			PROJECT		92028	CUSTOMER	CUSTOMER PART NO.
QUALITY ENG.			SIZE		PART WT.	SURFACE AREA	PROD CODE
UNLESS OTHERWISE SPECIFIED		ANSI Y14.5M-1982		SCALE		030-1100	
DIMENSIONS		ANGLES		SCALE		FULL	
X.X ±.1	X° ±3°			REV.		7	
X.XX ±.03	X.X° ±1.0°			PART NO.		PRI2395	
X.XXX ±.010	X.XX° ±.50°			PART NO.			
INCH (METRIC)				REPORT ERRORS TO ENGINEERING DEPT.		DO NOT SCALE DRAWING	
FORM 163-210 REV. 1.0 10/15/93							



Industrial Park
New Hampton, Iowa 50650
Telephone: 515-394-3100
Fax: 515-394-2392

THIS DRAWING AND THE INFORMATION CONTAINED HEREIN IS THE PROPERTY OF TRI/MARK CORP. AND SHALL NOT BE USED FOR ANY PURPOSE WITHOUT OUR WRITTEN CONSENT.